



WD-10S

THE MASTERPIECE

The next generation of potwashing

Wexiödisk 

THE IDEA

- it's BUILT TO LAST


”

With a focus on quality, sustainability and performance, we have created a dishwasher that meets the demanding needs of schools, hotels, bakeries and other commercial kitchens.

Marcus Gäfvert, Wexiödisk AB
Development Manager



The RECYCLED STAINLESS STEEL dishwasher WD-10S is manufactured in line with Wexiödisk's long-term sustainability goals to significantly reduce carbon emissions.



ECO-DESIGN - FOR A CLEANER WORLD

Our ECO-DESIGN sets the bar for the future. By continually innovating with new, energy-efficient technologies and environmentally friendly materials, for example the RECYCLED STAINLESS STEEL, we ensure that our products support a cleaner world, while delivering the quality and performance expected by our customers.

At Wexiödisk, ECO-DESIGN is more than a design philosophy—it's our commitment to a sustainable future.

THE MASTERPIECE

A compact stainless steel design - elegant and robust. A sliding door, the clean and smooth surfaces, the integrated rounded handle and a superior digital display - for peace of mind!

VERSATILE, HIGH-PER- FORMANCE DISHWASHER FOR HEAVY-DUTY USE

THE MASTERPIECE is equipped with a high-pressure dual-pump system designed to tackle even the toughest cleaning tasks. *With no need for granules*, it efficiently cleans dishes with impressive water flow pressure, perfect for heavy-duty operations in schools, bakeries, catering facilities, and more.

The electrically controlled water pressure allows for easy switching between normal dishwashing and heavy-duty operations. Features like the *interior lighting* and the *extra low noise level* give the operator an improved working environment. All loading of dishes is made from the front, through the door, which provides a compact installation and ergonomic handling of dishes.

HANDLES WASHING OF LARGE AND BULKY ITEMS UP TO A HEIGHT OF 820 MM

**A RECYCLED STAINLESS STEEL
CONSTRUCTION** to reduce carbon
emissions

A PERFECT WASHING RESULT
The wash arms are optimized for full coverage and designed for heavy-duty dishwashing.

SUPERB HYGIENE and easy to clean with smooth interior surfaces.

ECO-FLOW heat recovery takes care of the heat emission to heat the water for the next wash cycle. (option)

**INTELLIGENT ENERGY SAVING
MODE** minimises the energy consumption between the wash cycles.

FLEXIBLE and customized basket inserts and accessories for different types of washware.

STRONG AND POWERFUL dishwashing with double pumps and a high water pressure.

SMOOTH OPERATION with the SOFT-START feature.

EASE OF USE Drain pump with functions such as automatic draining and water change.

BREAK TANK FEATURE according to EN1717 ensures a constant final rinse flow and backflow protection.

USER FRIENDLY Low noise level, interior lighting and an intuitive digital display.

SERVICE FRIENDLY All service can be performed from the front of the machine.



The WD-10S is designed to accommodate bulky dishware with an opening height of 820 mm. For installations with special requirements, such as lower ceiling heights, an optional version with a 690 mm loading height is available.

WITH EYES ON THE FUTURE

4 washing programs is all you need
to receive a perfect washing result...
... without scrubbing or using granules!



NORMAL WASH
such as plates and
glasses placed in
baskets.
2.0 minutes, 62° C



POTWASH
for bakery plates
and larger bulky
items.
3.7 minutes, 62° C



POTWASH POWER
for containers and
bulky items.
6.0 minutes, 62° C



POTWASH POWER+
for heavily soiled items.
Press button for 3 sec.
15 minutes, 62° C
(soaking 9 min. + Potwash
POWER 6 min.)



WATER CHANGE



WATER DRAIN

THE ANGLED GLASS DISPLAY is self-explanatory and in tempered glass. The display works even if you're wearing gloves or have wet hands.

STATUS INDICATIONS The intuitive display provides clear and easy-to-read information on key operational data, including daily water and energy consumption, as well as the number of washing cycles.

4 FLEXIBLE WASHING PROGRAMS

With 4 washing programs, you have the flexibility to select the perfect setting for different tasks. Choose from normal dishwashing to specialized heavy-duty cycles, including a *soaking program with reduced water pressure* for particularly stubborn stains.

HYGIENE AND CLEANLINESS

The easy-to-clean design helps the operator to always keep the dishwasher hygienic and fresh. Daily care of the dishwasher prolongs the life-time, minimizes downtime... and saves both money and the environment.



EFFORTLESS CLEANING AND MAINTENANCE

The robust wash arms and strainers are all in durable stainless steel and are easy to remove during the daily cleaning and the dishwasher's smooth interior surfaces make cleaning hasslefree.

INTERIOR LIGHT

The interior lighting is a valuable feature which improves the visibility inside the washing chamber.

INNOVATIVE WASH ARMS FOR SUPERIOR COVERAGE

The newly optimized wash arms provide superb water coverage even for large and bulky dishware.



ERGONOMICS AND ACCESSORIES



The interior of the WD-10S is designed with smooth, rounded surfaces to make cleaning effortless. With only a few removable parts, both the inside and outside of the dishwasher can be cleaned quickly and easily—no tools needed.

Customized basket inserts allows to efficiently wash a variety of dishware.

The ergonomical bench is developed with a flexibility to place in line with the dishwasher or, if you prefer, in line with the open door.

The bench has a basin with rounded corners and a grid that sits over the sink, which can be used as an additional workspace and is removable.



INNOVATIONS AND TECHNIQUES



QUIET OPERATION WITH MAXIMUM PERFORMANCE Despite its powerful performance, the WD-10S operates with minimal noise, ensuring a comfortable working environment without sacrificing cleaning efficiency. The SOFT-START feature further contributes to smooth and quiet operation.

THE ECO-FLOW TECHNOLOGY SAVES ENERGY Designed with energy efficiency in mind, this model offers, as option, the energy saving system ECO-FLOW which reduces the operational costs without compromising performance. The ECO-FLOW takes care of the heat emission from the dishwasher to pre-heat the incoming water for the next wash cycle.

THE INTELLIGENT ENERGY SAVING MODE minimizes the energy consumption between the wash cycles. When the WD-10S is not in use for a while the ENERGY SAVING MODE prevents the machine from unnecessary heating of the water. An energy saving icon is visible in the display.

EASY WATER CHANGE AND EMPTYING With just the press of a button, the pump quickly and efficiently empties the water from the dishwasher. Whether it's a mid-day water change or emptying at the end of the day, this function makes your workflow smoother than ever.

OPTIMIZED FOOTPRINT Despite its compact footprint, the WD-10S features a large and spacious washing chamber. With a clearance height of 820 mm, it easily washes bulky items, ensuring maximum flexibility and efficiency in your cleaning operations.

ACCESSORIES WITH MANY POSSIBILITIES

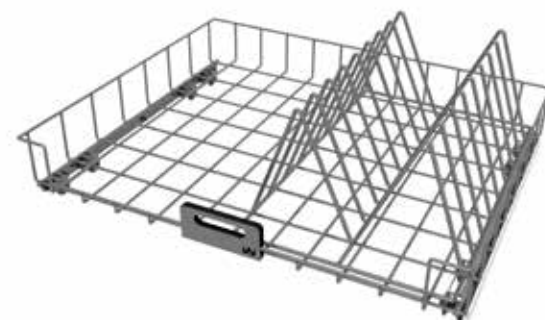
The stainless steel basket, measuring 670 x 815 mm, is included in the delivery.

A range of accessories is available to effectively handle common dishwashing needs.

POT WASH
HOLDER LOW for baking trays, containers etc



NORMAL WASH
HOLDER HIGH for trays etc



NORMAL WASH
SILICON NET WITH WEIGHTS used to secure smaller and lighter items during the wash cycle.



NORMAL WASH
The standard basket has room for 2 bread containers 600x400 mm.



NORMAL WASH
The standard basket has room for a washing basket 500 x 500 mm to wash for example plates, glasses or cutlery.



POT WASH
HOLDER HIGH for baking trays, lids and pans etc.



POT WASH
WASH TRAY for loose items.




POT WASH
MULTI INSERT WITH BASKETS for pots and pans etc.



POT WASH
MULTI INSERT WITH BASKETS AND LIDS for pots, pans and cutlery etc.



POT WASH
MULTI INSERT for trays and containers





With over 50 years of experience, we provide high-quality and energy-efficient products that meet the toughest demands of hotels, restaurants, and large-scale kitchens.

By combining cutting-edge technology with a customer-focused approach, we aim to create the dishwashing solutions of the future

– always with the environment and our customers' needs at the heart of everything we do.

We call it

the Swedish Brilliance

*Every **installation**
should be a
good **reference.***





Wexiödisk^W

Wexiödisk AB, Mårdvägen 4, SE-352 45 Växjö, SWEDEN
Tel +46 470 77 12 00, e-mail wexiodisk@wexiodisk.com
www.wexiodisk.com

an Ali Group Company



the spirit of excellence